



aPR33A3KDBF-E2.1
(Fixed 1/ 2/ 4/ 8 Message mode)
Demo Board User Guide

Part no.	aPR33A3KDBF-E2.1(340 sec)
Function	Averagely recording for 1,2,4,8 sections
Application	Support Mic & PWM Voice Output.



VCC : 3V – 6.5V



- **RECORDING VOICE MESSAGE :**


SLIDE SW to [REC] :

- ***Start recording voice : Press and hold TACT SW(S1~S8), hear BEEP sound with LED on to start REC through Microphone***
- ***ended recording voice : Release TACT SW,hear BEEP BEEP sound with LED off to complete REC.***

- **PLAY VOICE MESSAGE :**

SLIDE SW to [PLAY] :

***Press and leave TACT SW(S1~S8) to play voice with LED on.
After play finished,LED will off.***



**** Every time re-power on to select 1/2/4/8 modes.**

8-Message mode : M6=M7=off=VCC	4-Message mode : M6 =GND & M7=VCC
M0~m7 : 42.6"/section	M0~m3 : 85.3"/section
2-Message mode : M6=VCC & M7=GND	1-Message mode : M6= M7=on=GND
M0~m1 : 170.6"/section	M0 : 340.3"/section

▪ **APPLICATION CIRCUIT :**

